



**LANDSPIDER**



ANYTIME EVERYWHERE

QINGDAO LANDSPIDER TIRE CORP., LTD

Web : [www.landspidertire.com](http://www.landspidertire.com)



# TBR TIRE

## CATALOGUE 2024









# INTRODUCTION

With rapid growth for more than 10 years, QINGDAO LANDSPIDER TIRE CORP., LTD has become one of the most professional tire suppliers in China. Our global marketing network covers over 150 countries and regions with a total turnover of 360 million US Dollars during year 2022, and aiming for 400 million Dollars in year 2023. LANDSPIDER as a new brand delivers extensive portfolio of tire options to accommodate market demanding and has the appropriate tire to satisfy your needs for various vehicles.


Meanwhile, Landspider tire can be rest assured to provide superior performance like fuel economy, a quiet comfortable ride, and tire longevity with the superb design and excellent compound.

We value teamwork / product innovation / safety / comfort. More importantly, we are diligent to provide professional products which can be tailored to meet different needs.

At Landspider, we stand united with our customers together anytime everywhere!



# CONTENTS



01



*LONGTRAXX AP100*

03



*LONGTRAXX DR110*

05




*LONGTRAXX AP500*

07



*LONGTRAXX DR550*



ANYTIME EVERYWHERE

09



LONGTRAXX AP600

11



LONGTRAXX DR660

13



LONGTRAXX MS300

15



LONGTRAXX DR330

17



LONGTRAXX HT700

19



LONGTRAXX MT770

21






LONGTRAXX HT900





# LONGTRAXX AP100



-  Standard Wheel
-  Permitted Wheel
-  Prohibited Wheel



Mixed pattern, Suitable for mixed road surface and relatively poor road condition with side slip resistance.



Three main zigzag grooves provide excellent handling and drainage performance on long haul and regional applications.

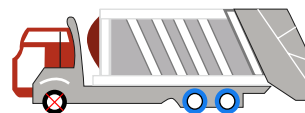
Open Shoulder designs, the block pattern offer excellent drive force and anti-peeling performance on paved and unpaved roads.

Item No.	Size Description	PR	Tread Width (mm)	Tread Depth (mm 1/32")
JSTY0001	7.00R16 118/114L	14PR	152	11.0 13.9
JSTY0002	7.50R16 122/118L	14PR	165	15.0 18.9
JSTY0004	8.25R16 128/124L	16PR	176	15.5 19.5
JSTY0006	8.25R20 139/137K	16PR	176	15.5 19.5
JSTY0008	9.00R20 144/142K	16PR	185	15.0 18.9
JSTY0010	10.00R20 149/146K	16PR	204	16.0 20.2
JSTY0012	11.00R20 152/149K	18PR	211	16.5 20.8
JSTY0014	12.00R20 156/153K	20PR	226	17.0 21.4





# LONGTRAXX DR110



-  Standard Wheel
-  Permitted Wheel
-  Prohibited Wheel



The inter block tie-bar at the centre guarantees outstanding straight driving performance and impact dispersion for blocks, thereby improving durability.

Unique tread belt structure, high wear- resistance and low heat generation, powerful gripping ability, good resistance to wear and tear.






Improves grip with better traction, increases mileage and enhances handling performance.

Item No.	Size Description	PR	Tread Width (mm)	Tread Depth (mm 1/32")
JSTY0003	7.50R16 122/118L	14PR	166	15.0 18.9
JSTY0005	8.25R16 128/124K	16PR	178	16.0 20.2
JSTY0007	8.25R20 139/137K	16PR	178	16.0 20.2
JSTY0009	9.00R20 144/142K	16PR	195	16.5 20.8
JSTY0011	10.00R20 149/146K	18PR	214	18.5 23.3
JSTY0013	11.00R20 152/149K	18PR	222	20.0 25.2
JSTY0015	12.00R20 154/151K	18PR	238	20.5 25.8



# LONGTRAXX AP500

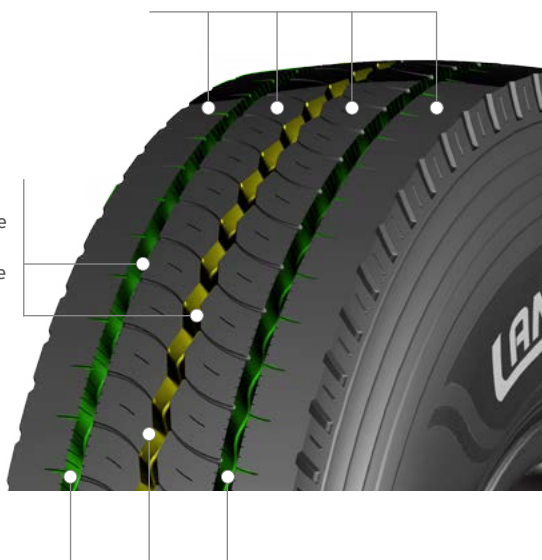


-  Standard Wheel
-  Permitted Wheel
-  Prohibited Wheel



New designed pattern, Suitable for well paved road condition with excellent durability.

Stone ejectors ensure grooves are kept clear at all times by using an additional rubber material to force unwanted debris out.



Three main grooves provides excellent handling and drainage performance on long haul and regional applications.

Item No.	Size Description	PR	Tread Width (mm)	Tread Depth (mm 1/32")
JSTY0016	12.00R24 162/160K	22PR	234	15.5 19.5
JSTY0050	325/95R24 162/160K	22PR	234	15.5 19.5





# LONGTRAXX DR550



- ☒ Standard Wheel
- ☐ Permitted Wheel
- ☒ Prohibited Wheel



Large pattern blocks and deepened grooves improve tire traction and grip.



Open Shoulder designs, the block pattern offer excellent drive force and anti-peeling performance on paved and unpaved roads.

Aggressive multi-lug design and deeper tread for a longer tread life.

Item No.	Size Description	PR	Tread Width (mm)	Tread Depth (mm 1/32")
JSTY0017	12.00R24 168/165F	24PR	250	27.0 34.0
	325/95R24 168/165F	24PR	250	27.0 34.0





# LONGTRAXX AP600



Standard Wheel



Permitted Wheel

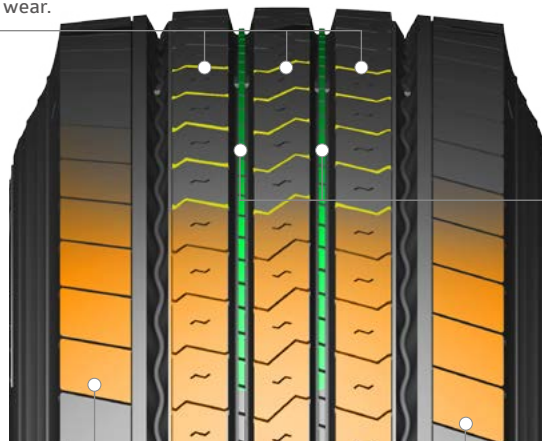


Prohibited Wheel



### Multi Kerf Design

Better traction, increased mileage, controlled tearing and wearing with less irregular wear.



### Stone Ejector

Stone ejectors ensure grooves are kept clear at all times by using an additional rubber material to force unwanted debris out.

### Wide Tread and Shoulder Design

Longer mileage and better handling performance.

Item No.	Size Description	PR	Tread Width (mm)	Tread Depth (mm 1/32")
JSTY0018	215/75R17.5 128/126M	16PR	180	12.0 15.0
JSTY0020	235/75R17.5 132/130M	16PR	205	12.5 15.7
JSTY0032	295/80R22.5 154/151M	18PR	230	14.5 18.2
JSTY0034	315/70R22.5 156/150M	20PR	256	14.5 18.2
JSTY0040	315/80R22.5 157/154L	20PR	240	14.5 18.2
JSTY0022	11R22.5 148/145M	16PR	216	14.5 18.2
JSTY0026	12R22.5 152/149M	18PR	240	16.5 20.8





# LONGTRAXX DR660

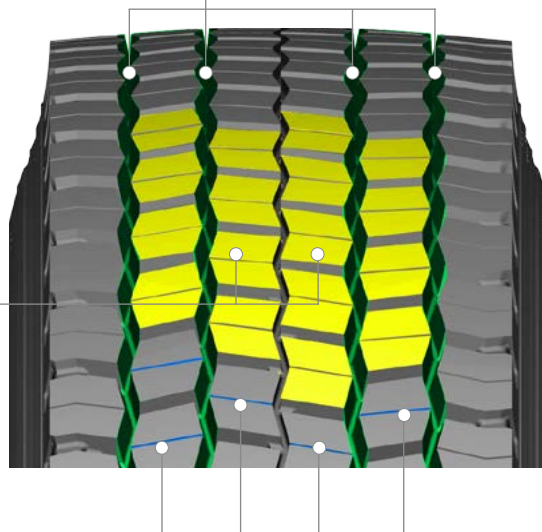


Standard Wheel   Permitted Wheel   Prohibited Wheel



### Zigzag Traction Grooves and Optimized Multi-angular Sipes

Improved traction and braking performance through expansion of 3 zigzag grooves. The unique sipe design prevents chipping and cutting.



### Combination Structure of Rib and 6 Angle Block Pattern

Improves grip with better traction, increases mileage and enhances handling performance.

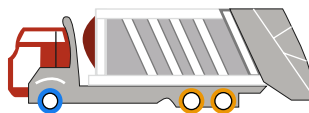
### Fine Kerfs Design

Fine kerfs design controls tearing and wearing of hidden grooves and help keep good traction during whole life.

Item No.	Size Description	PR	Tread Width (mm)	Tread Depth (mm 1/32")
JSTY0019	215/75R17.5 128/126M	16PR	180	12.0 15.0
JSTY0021	235/75R17.5 132/130M	16PR	205	12.5 15.7
JSTY0033	295/80R22.5 154/149M	18PR	250	20.0 25.2
JSTY0035	315/70R22.5 156/150M	20PR	270	18.5 23.2
JSTY0041	315/80R22.5 157/154L	20PR	260	20.0 25.2
JSTY0023	11R22.5 148/145M	16PR	220	20.0 25.2
JSTY0027	12R22.5 152/149M	18PR	250	20.0 25.2



# LONGTRAXX MS300



Standard Wheel



Permitted Wheel



Prohibited Wheel

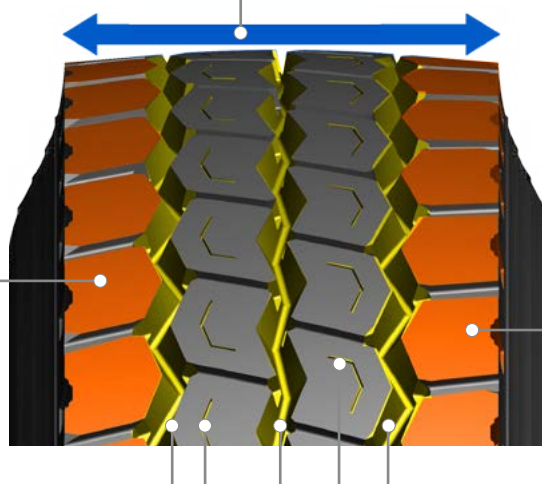


### Solid Center Block and Wider Should Ribs

Solid center block and wider should ribs offer improved tread stiffness, leading to an increased mileage and rolling resistance.

### Semi Open Shoulder Rib

For excellent traction and wet grip.



### Semi Open Shoulder Rib

For excellent traction and wet grip.

### Zigzag Traction Grooves and Optimized Multi-angular Sipes

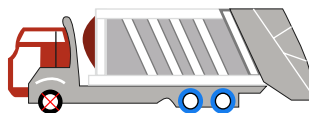
Improved traction and braking performance through expansion of 3 zigzag grooves. The unique sipe design prevents chipping and cutting.

Item No.	Size Description	PR	Tread Width (mm)	Tread Depth (mm 1/32")
JSTY0042	315/80R22.5 157/154L	20PR	256	16.5 20.8
JSTY0024	11R22.5 148/145L	16PR	216	15.5 19.6
JSTY0028	12R22.5 152/149L	18PR	234	15.5 19.6
JSTY0030	13R22.5 156/153L	20PR	236	16.5 20.8





# LONGTRAXX DR330



Standard Wheel



Permitted Wheel



Prohibited Wheel

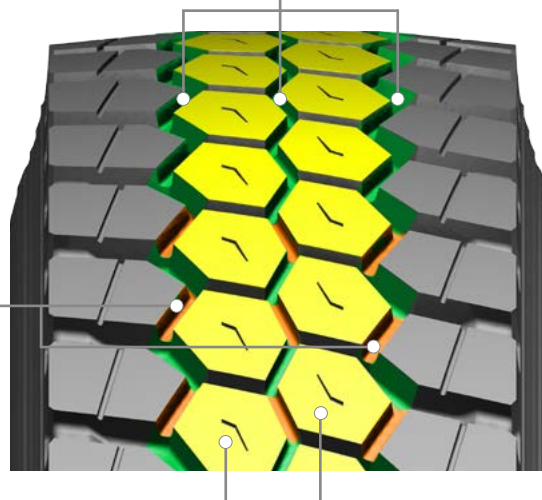


**ANYTIME EVERYWHERE**



### Zigzag Traction Grooves and Optimized Multi-angular Sipes

Improved traction and braking performance through expansion of 3 zigzag grooves. The unique sipe design prevents chipping and cutting.



### Inter block Tie-bar

The inter block tie-bar at the centre guarantees outstanding straight driving performance and impact dispersion for blocks, thereby improving durability.

### Combination Structure of Rib and 6 Angle Block Pattern

Improves grip with better traction, increases mileage and enhances handling performance.

Item No.	Size Description	PR	Tread Width (mm)	Tread Depth (mm 1/32")
JSTY0043	315/80R22.5 157/154L	20PR	262	20.5 25.8
JSTY0025	11R22.5 148/145L	16PR	220	20.5 25.8
JSTY0029	12R22.5 152/149L	18PR	240	20.5 25.8
JSTY0031	13R22.5 156/153L	20PR	240	21.5 27.0





# LONGTRAXX HT700



Standard Wheel



Permitted Wheel

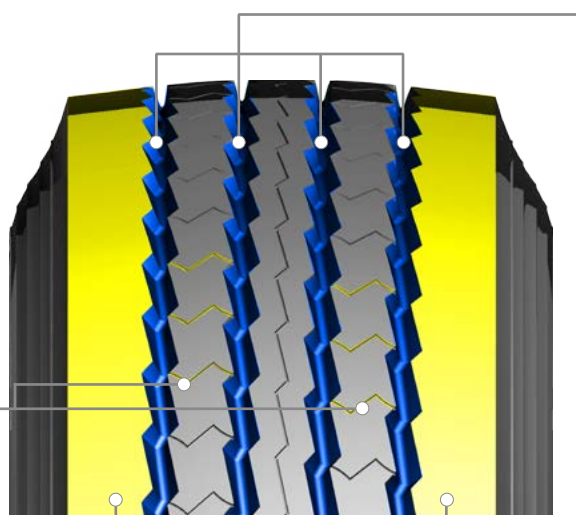


Prohibited Wheel



### Optimal Waved Grooves

Adoption of optimal waved grooves for maximum stability and better water dispersal.



### Kerfs Design

Full-depth kerfs offer exceptional traction throughout the usable life of the tire.

### Wide Shoulder Rib

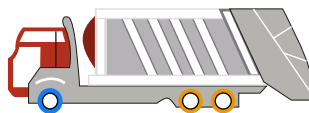
Adoption of wider tread provides maximum wear resistance and longer mileage.

Item No.	Size Description	PR	Tread Width (mm)	Tread Depth (mm 1/32")
JSTY0044	385/55R22.5 160K	20PR	306	15.5 19.6
JSTY0046	385/65R22.5 160K	20PR	296	15.5 19.6
New Available	385/65R22.5 164K	24PR	296	15.5 19.6





# LONGTRAXX MT770



Standard Wheel



Permitted Wheel



Prohibited Wheel

### Stone Ejector

Stone ejector rib in the middle of the grooves prevents stone drilling.

### Tie Bars Design

Tie bars between each block prevents irregular wear.



### Expanded Groove Width

Expanded groove width enhances traction performance.

Item No.	Size Description	PR	Tread Width (mm)	Tread Depth (mm 1/32")
JSTY0045	385/55R22.5 160K	20PR	310	16.5 20.8
JSTY0047	385/65R22.5 160K	20PR	300	16.5 20.8
New Available	385/65R22.5 164K	24PR	300	16.5 20.8



# LONGTRAXX HT900



Standard Wheel

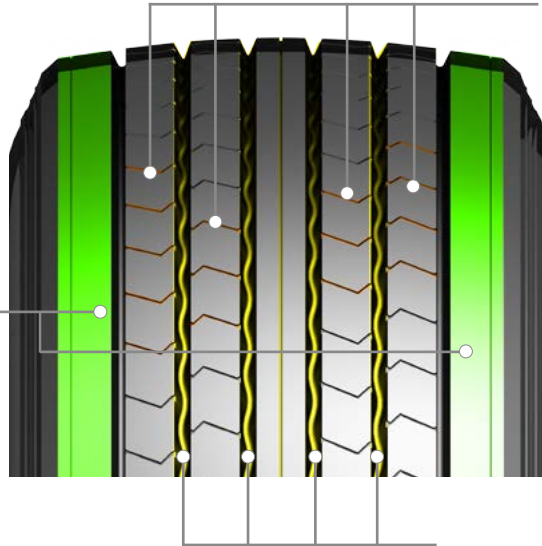
Permitted Wheel

Prohibited Wheel



### Multi Kerfs Design

The multi kerfs prevent irregular wear from external forces and provide a rib's stiffness.



### Wide Shoulder Rib

Adoption of wider tread provides maximum wear resistance and longer mileage. The robust shoulder ribs provide driving stability and prevent irregular wear.

### Optimal Linear Grooves

Adoption of 4 optimal linear grooves provides maximum stability, better water dispersal and low noise level.

Item No.	Size Description	PR	Tread Width (mm)	Tread Depth (mm 1/32")
JSTY0048	435/50R19.5 164J	22PR	368	13.5 17.0
JSTY0049	445/45R19.5 164J	22PR	368	13.5 17.0